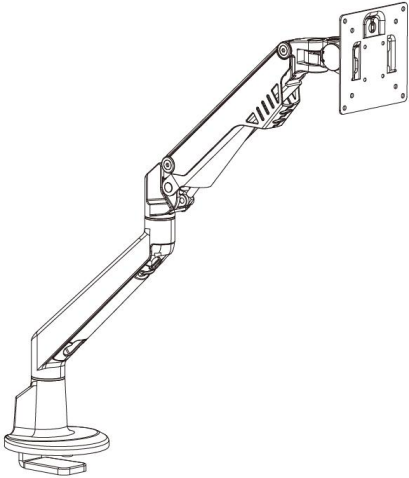



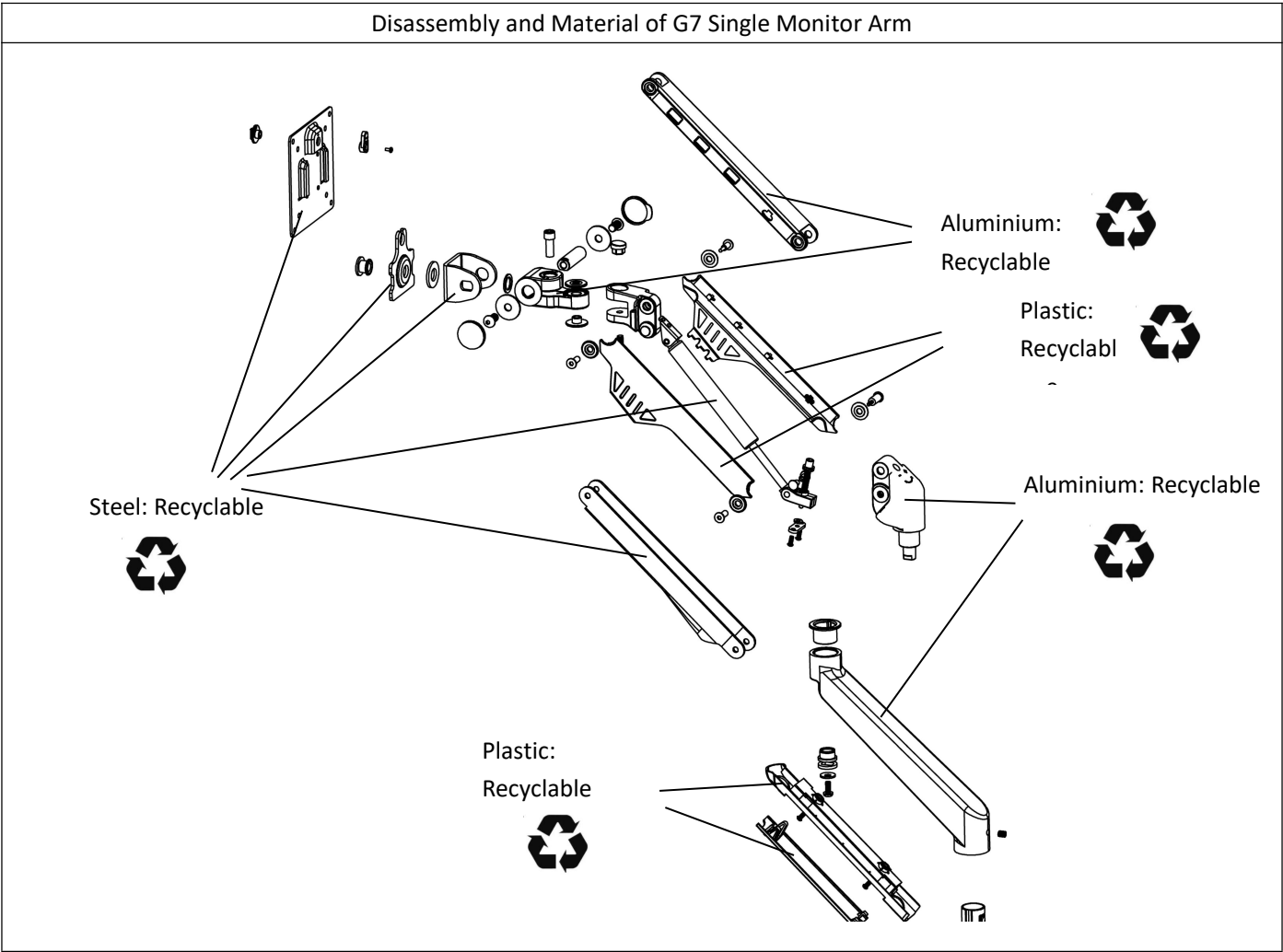


6.2.2 Disassembly and Material of G7 Single Monitor Arm

Warranty:	3 years Manufacturer warranty. Up to 25000 times cyclic adjustment of up and down.	
Disassemble time:	Around 10 mins	
Tools needed during the disassembly process.	<div>Goggles</div> <div>Screw Driver</div> <div>Allen Key</div>	
Note:	During the disassembly process, the surrounding parts of the spring on monitor arm needs to be forcefully disassembled (a drill is needed). So please wear safety and protective gears.	

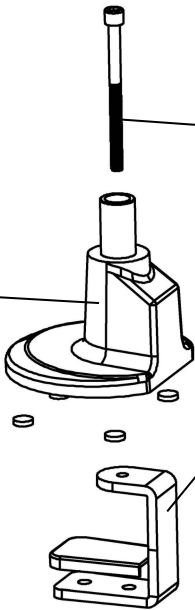
The following figure is an exploded view of the monitor arm product. Each material has been labeled and indicated whether it can be recycled or not.



Ergorite Industry Co., Ltd.

Disassembly and Material of Base for G7 Single Monitor Arm

Aluminium:
Recyclable

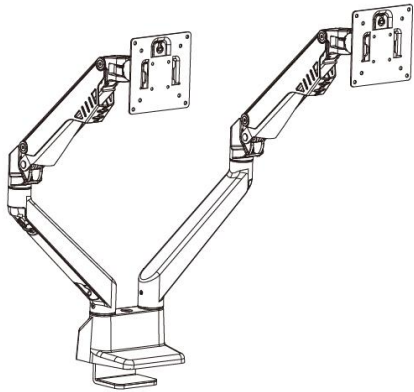





Steel:
Recyclable

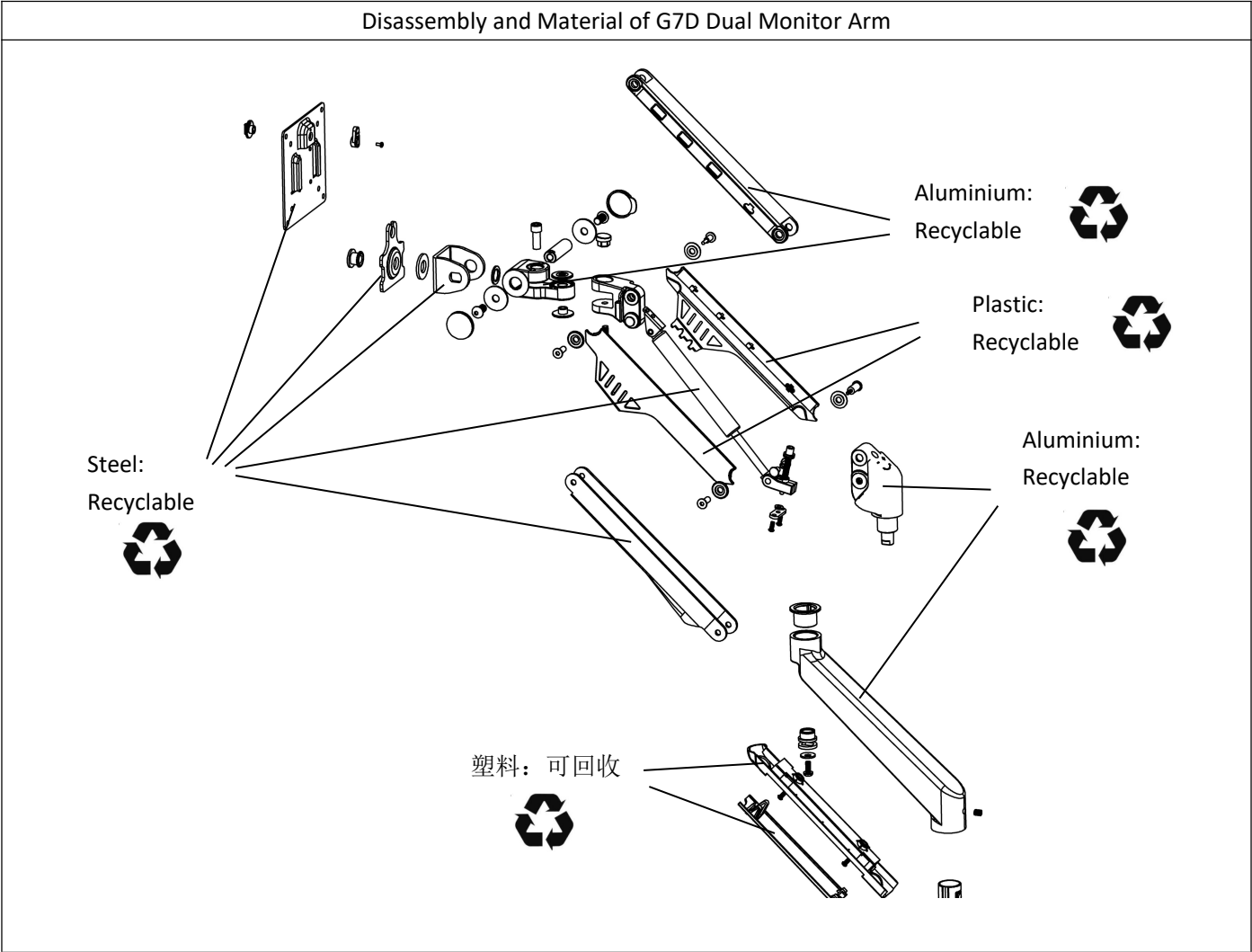


Ergorite Industry Co., Ltd.

Disassembly and Material of G7D Dual Monitor Arm

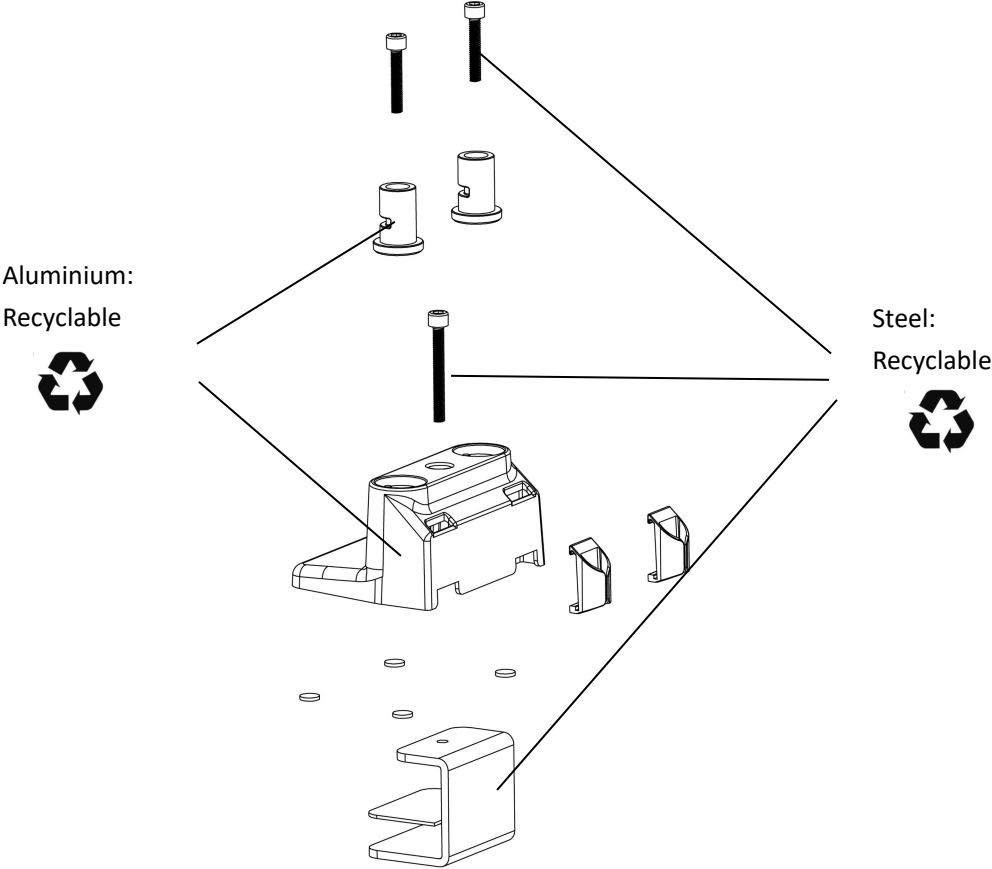
Warranty:	3 years Manufacturer warranty. Up to 25000 times cyclic adjustment of up and down.	
Disassemble time:	Around 20 mins	
Tools needed during the disassembly process.	<div>Goggles</div> <div>Screw Driver</div> <div>Allen Key</div>	
Note:	During the disassembly process, the surrounding parts of the spring on monitor arm needs to be forcefully disassembled (a drill is needed). So please wear safety and protective gears.	

The following figure is an exploded view of the monitor arm product. Each material has been labeled and indicated whether it can be recycled or not.



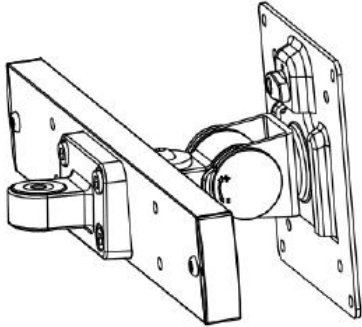



Ergorite Industry Co., Ltd.

Disassembly and Material of Base for G7D Dual Monitor Arm



Ergorite Industry Co., Ltd.

Disassembly and Material of Mini Slider

Warranty:	3 years Manufacturer warranty.	
Disassemble time:	Around 5 mins	
Tools needed during the disassembly process.	<p>Goggles </p> <p>Screw Driver </p> <p>Allen Key </p>	
Note:	During the disassembly process, the surrounding parts of the spring on monitor arm needs to be forcefully disassembled (a drill is needed). So please wear safety and protective gears.	

The following figure is an exploded view of the monitor arm product. Each material has been labeled and indicated whether it can be recycled or not.

